

# leone™




[www.leonerelays.com](http://www.leonerelays.com)

# About

'Leone' was established in 2000-2001 under the Evolute Umbrella. Leone is a leading relay manufacturer & supplier established in 2000-01 under the Evolute umbrella. Manufacturing the most optimum quality relays at competitive rates, Leone has emerged as a house of relays catering to diverse applications across industry domains.

Evolute Group of Companies is one of India's fastest growing conglomerates, providing diverse electronic solutions to meet the needs of various sectors, industries and people across the world. With a strong focus on innovation, customer centricity and the energy and enthusiasm to be ahead of change, Evolute Group of Companies seeks to bring about a complete transformation in the world, through its revolutionary products and technologies



Telecom



PCB

Automotive



Industrial



# Relays

# US

Leone has designed a basket of Relay solutions to meet the needs of various Industries. We have 3 categories Leone Economo, Leone Premio and Exclusivo to cater the specific needs of various application fields.

At Leone we have introduced new technology and also built up dependable quality management system. Few of our Products have gained the certificates of UL. Leone brand relays are widely used in household electrical appliance, telecommunication, automation control, automobile, Line Conditioning equipments & industrial controls etc.



Panel Mounting



SSR



Power



Relay Socket

# Index

Relays	Relay Category	Relay Type / Part No.	Pg No
Telecom	Leone Economo	LST1	6
		LT2S	7
		LSC3	8
		LZH3	9

Automotive	Leone Economo	SCA20	10
		LA30	11
		LD40	12
		LD70	13

PCB	Leone Economo	SC5	14
		SC5-Ag	15
		SC5-Eco	16
		SC10	17
		L90	18
		L90H	19
		L91	20
		L93	21
L93H	22		

Industrial	Leone Economo	LMI1	23
		LMI1-T	24
		LMI2	25
		LMI2-T	26
		LMZ1	27
		LRT1	28
		LRT2	29
		LJ5	30

Relays	Relay Category	Relay Type / Part No.	Pg No
Panel Mounting	Leone Economo	LP2N / LP4N	31
		LK2PN / LK3PN	32
		LP11	33
		LP12	34
		LP13	35

Power	Leone Economo	P30FC	36
		P38FC	37
		P40FC	38
		P40FFC	39
		P60FC	40
		P80FC	41
		P100FC	42
		P150FC	43
		JQX62F-1C	44
		JQX62F-2C	45

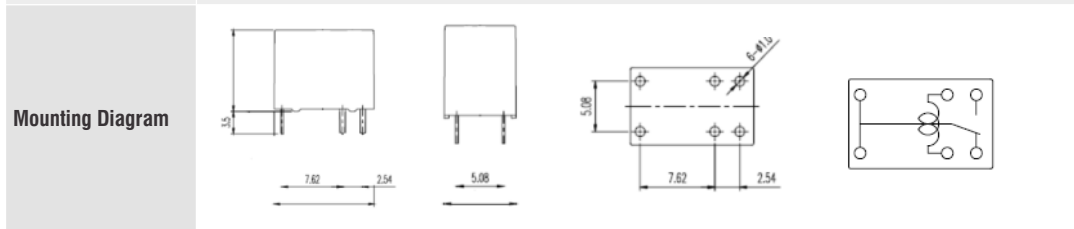
SSR	Leone Economo	LDA - 1 phase	46
		LAA - 1 phase	47
		LDA3/LAA3 - 3 phase	48

Relay Sockets	Leone Economo	14F-1Z-A1	49
		14F-2Z-A1	50
		PY08/PY08-0	51
		PT08/PT08-0	52
		PY14/PY14-0	53
		PYF08AE	54
		PYF14AE	55
		9022	56
		9023	57
		PF083AE	58



Relay Type: LST1 - DC5V - S  
 Coil Voltage:- 3 ~ 24VDC  
 Type of Sealing:- S: Plastic Sealed Type

<b>Features</b>	Dimension L * W * H (mm)	12.5 * 7.5 * 10.3			
	Terminal Type	PCB			
	Weight	2.2 gm Approximately			
<b>Contact Data</b>	Contact Form/Resistance	1C / 100mΩ Max. @ 1A, 6VDC			
	Contact Material	Ag Alloy			
	Contact Capacity	2A @120VAC / 2A @24VDC			
<b>Coil Data</b>	Coil Voltage ( DC )	3 ~ 24 VDC			
	Coil Power Consumption	0.2W			
	Coil Specification	Coil Voltage	Coil Resistance (Ω) ± 10%	Pull in Voltage (VDC)	Drop Out Voltage (VDC)
		5 VDC	120	75%	10%
		12 VDC	720	75%	10%
24 VDC		2880	75%	10%	
<b>General Data</b>	Dielectric Strength	400VAC (Between open Contacts)			
		1000VAC (Between Coil and Contacts)			
	Insulation Resistance	100MΩ 500VDC			
	Electrical Life	1 x 10 <sup>5</sup>			
	Mechanical Life	1 x 10 <sup>7</sup>			
Operating Temperature	- 30 °C ~ + 70°C				

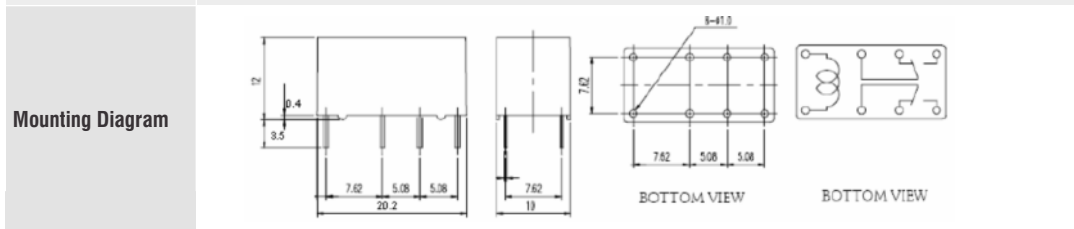


**Application** Telephone, Fax Machine, Cordless Phone, Server, Modem, etc.



Relay Type: LT2S - 12VDC - T  
 Coil Voltage:- 5 ~ 24VDC  
 Coil Sensitivity:- T: 0.2W

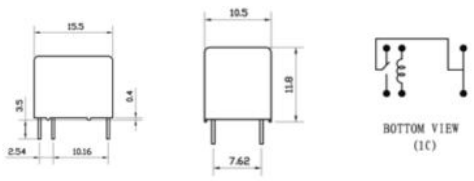
<b>Features</b>	Dimension L * W * H (mm)	20.2 * 10 * 12			
	Terminal Type	PCB			
	Weight	5 gm Approximately			
<b>Contact Data</b>	Contact Form, Resistance	2C, 100mΩ Max. @ 1A, 6VDC			
	Contact Material	Silver Alloy			
	Contact Capacity	1A @120VAC, 1A @24VDC			
<b>Coil Data</b>	Coil Voltage ( DC)	5 ~ 24 VDC			
	Coil Power Consumption	0.2W			
	Coil Specification	Coil Voltage	Coil Resistance (Ω) ± 10%	Pull in Voltage (VDC)	Drop Out Voltage (VDC)
		5 VDC	120	75%	10%
		9 VDC	400	75%	10%
12 VDC		720	75%	10%	
24 VDC	2880	75%	10%		
<b>General Data</b>	Dielectric Strength	600 VAC @50 Hz / Min (Between open Contacts)			
		1000 VAC @50 Hz / Min (Between open Contacts)			
	Insulation Resistance	100MΩ 500VDC			
	Electrical Life	1 x 10 <sup>6</sup>			
	Mechanical Life	1 x 10 <sup>7</sup>			
Operating Temperature	- 30 °C ~ + 70°C				



**Application** Telecommunication, Electronics equipment etc.



Relay Type: LSC3 - 12VDC - T  
 Coil Voltage : 3 ~ 24VDC  
 Coil Sensitivity : T :- 0.2W  
 D :- 0.36W

<b>Features</b>	Dimension L * W * H (mm)	15.5 * 10.5 * 11.8				
	Terminal Type	PCB				
	Weight	3.5 gm Approximately				
<b>Contact Data</b>	Contact Form	1C				
	Contact Material	Ag Alloy				
	Contact Capacity	3A @ 220VAC, 3A @ 30VDC				
<b>Coil Data</b>	Coil Voltage ( DC)	3 ~ 24 VDC				
	Coil Power Consumption	0.36W / 0.2W				
	Coil Specification	Coil Voltage	Coil Resistance ( $\Omega$ ) $\pm$ 10%		Pull in Voltage (VDC)	Drop Out Voltage (VDC)
		5 VDC	70	120	75%	10%
		12 VDC	400	720	75%	10%
24 VDC	1600	2880	75%	10%		
<b>General Data</b>	Dielectric Strength	500 VAC @ 50 Hz / Min (Between Open Contacts)				
		1000 VAC @ 50 Hz / Min ( Between Coil & Contacts)				
	Insulation Resistance	100M $\Omega$				
	Electrical Life	1 x 10 <sup>6</sup>				
	Mechanical Life	1 x 10 <sup>7</sup>				
Operating Temperature	- 25 °C ~ + 70°C					
<b>Mounting Diagram</b>						

**Application** Telecom, EPABX, Security System etc.

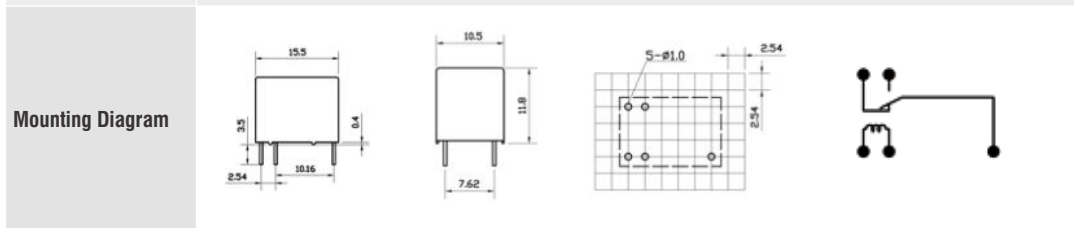




LZH3 - DC5V - S - H

Relay Type: \_\_\_\_\_  
 Coil Voltage:- 3 ~ 24VDC \_\_\_\_\_  
 Type of Sealing:- S: Plastic Sealed Type \_\_\_\_\_  
 Coil Power:- 0.2W \_\_\_\_\_

<b>Features</b>	Dimension L * W * H (mm)	15.5 * 10.5 * 11.8			
	Terminal Type	PCB			
	Weight	3.5 gm Approximately			
<b>Contact Data</b>	Contact Form, Resistance	1C, 100mΩ Max. @ 1A, 6VDC			
	Contact Material	Ag Alloy			
	Contact Capacity	3A @250VAC / 3A @30VDC			
<b>Coil Data</b>	Coil Voltage ( DC )	3 ~ 24 VDC			
	Coil Power Consumption	0.2W			
	Coil Specification	Coil Voltage	Coil Resistance (Ω) ± 10%	Pull in Voltage (VDC)	Drop Out Voltage (VDC)
		5 VDC	120	75%	10%
		12 VDC	720	75%	10%
24 VDC	2880	75%	10%		
<b>General Data</b>	Dielectric Strength	500VAC (Between open Contacts)			
		1000VAC (Between Coil and Contacts)			
	Insulation Resistance	100MΩ 500VDC			
	Electrical Life	1 x 10 <sup>5</sup>			
	Mechanical Life	1 x 10 <sup>7</sup>			
Operating Temperature	- 25 °C ~ + 70°C				



**Application** Telephone, Fax Machine, Cordless Phone, Server, Modem, etc.



Relay Type: \_\_\_\_\_ SCA - 20 - 12VDC - C  
 Coil Voltage:- 9 ~ 12VDC \_\_\_\_\_  
 Contact Form: Form A \_\_\_\_\_  
 Form C \_\_\_\_\_

<b>Features</b>	Dimension L * W * H (mm)	15.7 * 12.2 * 13.7			
	Terminal Type	PCB			
	Weight	6 gm Approximately			
<b>Contact Data</b>	Contact Form	1A/1C		Contact Resistance : 100mΩ @ 1A, 6VDC	
	Contact Material	Ag Alloy			
	Contact Capacity	20A @14VDC 10A @14VDC			
<b>Coil Data</b>	Coil Voltage ( DC)	9 VDC ~ 12 VDC			
	Coil Power Consumption	0.6W			
	Coil Specification	Coil Voltage	Coil Resistance (Ω) ± 10%	Pull in Voltage (VDC)	Drop Out Voltage (VDC)
		9 VDC	135	80%	10%
12 VDC		240	80%	10%	
<b>General Data</b>	Dielectric Strength	500 VAC @ 50 Hz / Min (Between Open Contacts)			
		1000 VAC @ 50 Hz / Min ( Between Coil & Contacts)			
	Insulation Resistance	100MΩ			
	Electrical Life	1 x 10 <sup>5</sup>			
	Mechanical Life	1 x 10 <sup>7</sup>			
Operating Temperature	- 40 °C ~ + 85°C				
<b>Mounting Diagram</b>					
<b>Application</b>	Flashers, Power Windows, Car Control Switching Box, Automotive applications etc.				



LA30 - S - DC12V - O

Relay Type: \_\_\_\_\_  
 Sealing:- S: Plastic \_\_\_\_\_  
           Sealed Type \_\_\_\_\_  
 Coil Voltage :- DC: 6~24V \_\_\_\_\_  
 Casing:- O: Without Casing \_\_\_\_\_  
           Nil: With Casing \_\_\_\_\_

<b>Features</b>	Dimension L * W * H (mm)	26.5 * 21 * 21			
	Terminal Type	PCB			
	Weight	21 gm Approximately			
<b>Contact Data</b>	Contact Form/Resistance	1C                      100mΩ @ 1A, 6VDC			
	Contact Material	Ag Alloy			
	Contact Capacity	40A / 14VDC			
<b>Coil Data</b>	Coil Voltage ( DC)	6 ~ 24VDC			
	Coil Power Consumption	1.6W			
	Coil Specification	Coil Voltage	Coil Resistance (Ω) ±10%	Pull in Voltage (VDC)	Drop Out Voltage (VDC)
		12 VDC	90	70%	5%
24 VDC		362	70%	5%	
<b>General Data</b>	Dielectric Strength	500VAC (Between open Contacts)			
		750VAC (Between coil & Contacts)			
	Insulation Resistance	100MΩ 500VDC			
	Electrical Life	1 x 10 <sup>5</sup>			
	Mechanical Life	1 x 10 <sup>7</sup>			
Operating Temperature	- 40 °C ~ + 85°C				
<b>Mounting Diagram</b>					
<b>Application</b>	Wiper, Alarm System, Power Antenna, Power Window, Towing Bar, Air Conditioning System, Lamp Control System, etc.				



Relay Type: LD40 12VDC  
 Coil Voltage: 12 - 24 VDC

<b>Features</b>	Dimension L * W * H (mm)	28 * 28 * 25			
	Terminal Type	Solder / Plug in			
	Weight	37 gm Approximately			
<b>Contact Data</b>	Contact Form	1A, 1C			
	Contact Material	Ag Alloy			
	Contact Capacity	1A : 40A @ 14VDC , 1C: NO:40A @ 14VDC, NC:30A @14VDC			
<b>Coil Data</b>	Coil Voltage ( DC)	12 ~ 24VDC			
	Coil Power Consumption	1.6W			
	Coil Specification	Coil Voltage	Coil Resistance (Ω) ± 10%	Pull in Voltage (VDC)	Drop Out Voltage (VDC)
		12 VDC	80	80%	5%
24 VDC		320	80%	5%	
<b>General Data</b>	Dielectric Strength	500 VAC @ 50 Hz / Min (Between Open Contacts)			
		1000 VAC @ 50 Hz / Min ( Between Coil & Contacts)			
	Insulation Resistance	100MΩ			
	Electrical Life	1 x 10 <sup>5</sup>			
	Mechanical Life	1 x 10 <sup>7</sup>			
Operating Temperature	- 30 °C ~ + 85°C				
<b>Mounting Diagram</b>					
<b>Application</b>	Flashers, Power Windows, Car Control Switching Box, Automotive applications etc.				



Relay Type: LD70 12VDC  
 Coil Voltage: 12 - 24 VDC

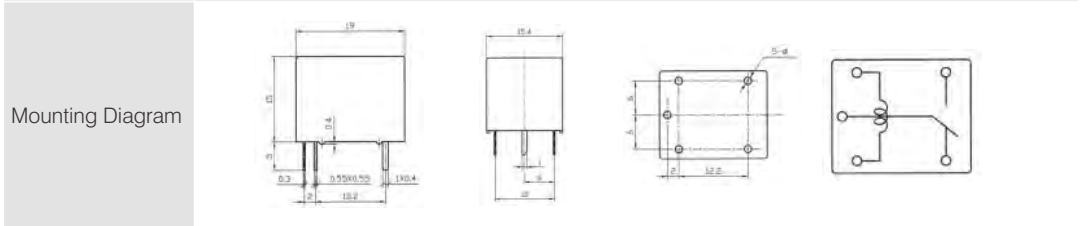
<b>Features</b>	Dimension L * W * H (mm)	28 * 28 * 25			
	Terminal Type	Solder / Plug in			
	Weight	48 gm Approximately			
<b>Contact Data</b>	Contact Form	1A, 1C			
	Contact Material	Ag Alloy			
	Contact Capacity	1A: 70A @ 14VDC 1C: NO: 70A@ 14VDC, NC: 60A @ 14VDC.			
<b>Coil Data</b>	Coil Voltage ( DC)	12 ~ 24VDC			
	Coil Power Consumption	1.6W			
	Coil Specification	Coil Voltage	Coil Resistance ( $\Omega$ ) $\pm 10\%$	Pull in Voltage (VDC)	Drop Out Voltage (VDC)
		12 VDC	80	80%	5%
24 VDC		320	80%	5%	
<b>General Data</b>	Dielectric Strength	500 VAC @ 50 Hz / Min (Between Open Contacts)			
		1000 VAC @ 50 Hz / Min ( Between Coil & Contacts)			
	Insulation Resistance	100M $\Omega$			
	Electrical Life	$1 \times 10^5$			
	Mechanical Life	$1 \times 10^7$			
Operating Temperature	$-30^{\circ}\text{C} \sim +85^{\circ}\text{C}$				
<b>Mounting Diagram</b>					
<b>Application</b>	Flashers, Power Windows, Car Control Switching Box, Automotive applications etc.				



SC5 - S - DC12V

Relay Type: \_\_\_\_\_  
 Sealing:- S: Plastic Sealed Type \_\_\_\_\_  
 Coil Voltage :- DC: 6~48V \_\_\_\_\_

Features	Dimension L * W * H (mm)	19 * 15.5 * 15.5			
	Terminal Type	PCB			
	Weight	10.5 gm Approximately			
Contact Data	Contact Form	1C			
	Contact Material	Ag Alloy			
	Contact Capacity	7A @ 300VAC, 10A @ 28VDC			
Coil Data	Coil Voltage ( DC )	6 ~ 48 VDC			
	Coil Power Consumption	0.36W			
	Coil Specification	Coil Voltage	Coil Resistance (Ω) ± 10%	Pull in Voltage (VDC)	Drop Out Voltage (VDC)
		6 VDC	100	80%	5%
		12 VDC	400	80%	5%
24 VDC		1600	80%	5%	
General Data	Dielectric Strength	750 VAC @ 50 Hz / Min (Between Open Contacts)			
		1500 VAC @ 50 Hz / Min ( Between Coil & Contacts)			
	Insulation Resistance	100MΩ			
	Electrical Life	1 x 10 <sup>5</sup>			
	Mechanical Life	1 x 10 <sup>7</sup>			
Operating Temperature	- 40 °C ~ + 70°C				



Application      UPS, Invertor, A/C Microwave, Vending Machine, Timers, SMPS, Card Reader etc.

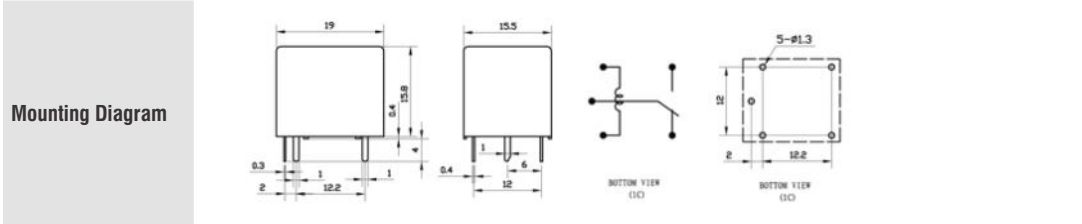


Relay Type: \_\_\_\_\_ SC5 - Ag - 12VDC

Contact Material:- Ag :- Ag Alloy \_\_\_\_\_

Coil Voltage:- 3 ~ 48VDC \_\_\_\_\_

<b>Features</b>	Dimension L * W * H (mm)	19 * 15.5 * 15.8			
	Terminal Type	PCB			
	Weight	10 gm Approximately			
<b>Contact Data</b>	Contact Form	1C Contact Resistance: 100mΩ Max. @ 1A, 6VDC			
	Contact Material	Ag Alloy			
	Contact Capacity	7A @300VAC / 10A @120VAC / 10A @28VDC			
<b>Coil Data</b>	Coil Voltage ( DC)	3 ~ 48 VDC			
	Coil Power Consumption	0.36W			
	Coil Specification	Coil Voltage	Coil Resistance (Ω) ± 10%	Pull in Voltage (VDC)	Drop Out Voltage (VDC)
		6 VDC	100	75%	10%
		12 VDC	400	75%	10%
24 VDC		1600	75%	10%	
<b>General Data</b>	Dielectric Strength	750 VAC (Between Open Contacts)			
		1500 VAC ( Between Coil & Contacts)			
	Insulation Resistance	100MΩ 500VDC			
	Electrical Life	1 x 10 <sup>5</sup>			
	Mechanical Life	1 x 10 <sup>7</sup>			
	Operating Temperature	- 40 °C ~ + 70°C			



**Application** Television, Stereo, Microwave, Air Conditioner, Refrigerator, Iron, Electrical Boiler, Satellite Receiver, etc.



Features	Dimension L * W * H (mm)	19 * 15.5 * 15.5			
	Terminal Type	PCB			
	Weight	10.5 gm Approximately			
Contact Data	Contact Form	1C			
	Contact Material	Ag Alloy			
	Contact Capacity	5A@240VAC, 10A@28VDC			
Coil Data	Coil Voltage ( DC )	6 ~ 48 VDC			
	Coil Power Consumption	0.36W			
	Coil Specification	Coil Voltage	Coil Resistance (Ω) ± 10%	Pull in Voltage (VDC)	Drop Out Voltage (VDC)
		6 VDC	100	80%	5%
		12 VDC	400	80%	5%
24 VDC		1600	80%	5%	
General Data	Dielectric Strength	750 VAC @ 50 Hz / Min (Between Open Contacts)			
		1500 VAC @ 50 Hz / Min ( Between Coil & Contacts)			
	Insulation Resistance	100MΩ			
	Electrical Life	1 x 10 <sup>5</sup>			
	Mechanical Life	1 x 10 <sup>7</sup>			
Operating Temperature	- 40 °C ~ + 70°C				
Mounting Diagram					
Application	UPS, Inverter, AC, Microwave, Vending Machine, Timer, SMPS, Card Reader etc.				





SC10 - S - DC12V

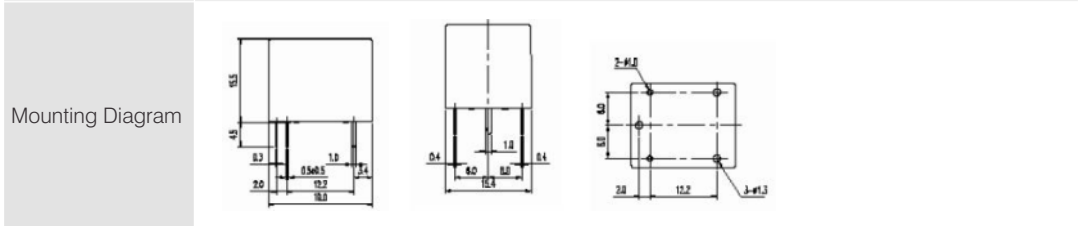
Relay Type: \_\_\_\_\_

Sealing: S : Plastic \_\_\_\_\_

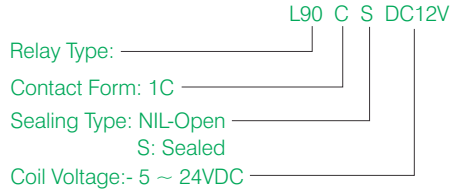
Sealed Type \_\_\_\_\_

Coil Voltage:- 6 ~ 48VDC \_\_\_\_\_

Features	Dimension L * W * H (mm)	19 * 15.5 * 15.5			
	Terminal Type	PCB			
	Weight	10.5 gm Approximately			
Contact Data	Contact Form	1A, 1C			
	Contact Material	Ag Alloy			
	Contact Capacity	10A @300VAC, 10A @ 28VDC			
Coil Data	Coil Voltage ( DC)	6 ~ 48 VDC			
	Coil Power Consumption	0.36W			
	Coil Specification	Coil Voltage	Coil Resistance (Ω) ± 10%	Pull in Voltage (VDC)	Drop Out Voltage (VDC)
		6 VDC	100	80%	5%
		12 VDC	400	80%	5%
24 VDC		1600	80%	5%	
General Data	Dielectric Strength	750 VAC @ 50 Hz / Min (Between Open Contacts)			
		1500 VAC @ 50 Hz / Min ( Between Coil & Contacts)			
	Insulation Resistance	250MΩ			
	Electrical Life	1 x 10 <sup>5</sup>			
	Mechanical Life	1 x 10 <sup>7</sup>			
Operating Temperature		- 40 °C ~ + 70°C			

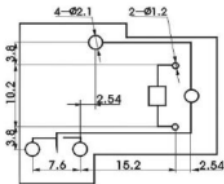


Application      UPS, Inverter,AC,Microwave,Vending Machine,Timer,SMPS,Card Reader etc.



Features	Dimension L * W * H (mm)	32.5 * 27.5 * 20			
	Terminal Type	PCB			
	Weight	30 gm Approximately			
Contact Data	Contact Form	1A, 1C			
	Contact Material	Ag Alloy			
	Contact Capacity	30A @ 250VAC, 30A @ 28VDC			
Coil Data	Coil Voltage ( DC )	5 ~ 24 VDC			
	Coil Power Consumption	0.93W			
	Coil Specification	Coil Voltage	Coil Resistance (Ω) ±10%	Pull in Voltage (VDC)	Drop Out Voltage (VDC)
		12 VDC	155	80%	5%
		24 VDC	660	80%	5%
General Data	Dielectric Strength	1500 VAC @ 50 Hz / Min (Between Open Contacts) 2500 VAC @ 50 Hz / Min ( Between Coil & Contacts)			
	Insulation Resistance	500MΩ			
	Electrical Life	1 x 10 <sup>5</sup>			
	Mechanical Life	1 x 10 <sup>7</sup>			
	Operating Temperature	- 55°C ~ + 85°C			

**Mounting Diagram**

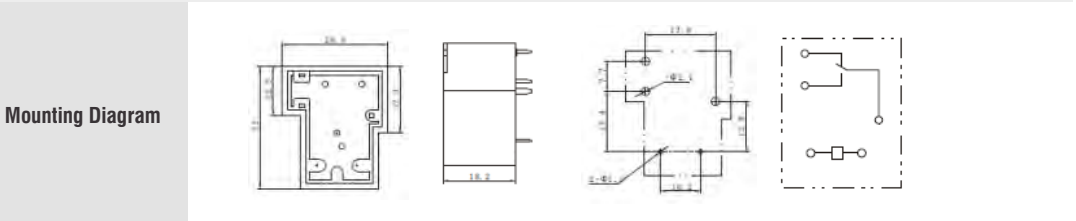


**Application** HVAC, Domestic application, Car Control Switching Box etc.



Relay Type: L90H C S DC12V  
 Contact Form: 1C  
 Sealing Type: Nil: Open  
 S: Sealed  
 Coil Voltage:- 6 ~ 48VDC

<b>Features</b>	Dimension L * W * H (mm)	32 * 26.5 * 18.2			
	Terminal Type	PCB			
	Weight	25 gm Approximately			
<b>Contact Data</b>	Contact Form/Resistance	1C / 100mΩ Max. @ 1A / 6VDC			
	Contact Material	Ag Alloy			
	Contact Capacity	40A @250VAC / 40A @28VDC			
<b>Coil Data</b>	Coil Voltage ( DC )	6 ~ 48 VDC			
	Coil Power Consumption	0.9W			
	Coil Specification	Coil Voltage	Coil Resistance (Ω) ± 10%	Pull in Voltage (VDC)	Drop Out Voltage (VDC)
		12 VDC	155	75%	10%
		24 VDC	640	75%	10%
<b>General Data</b>	Dielectric Strength	1200 VAC (Between Open Contacts)			
		1500 VAC ( Between Coil & Contacts)			
	Insulation Resistance	100MΩ 500VDC			
	Electrical Life	1 x 10 <sup>5</sup>			
	Mechanical Life	1 x 10 <sup>6</sup>			
Operating Temperature	- 25 °C ~ + 55°C				

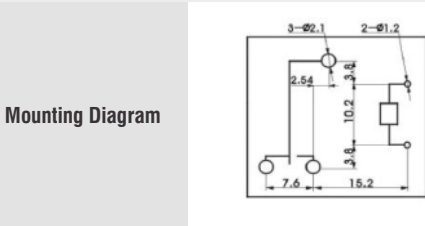


**Application** Television, Stereo, Microwave, Air Conditioner, Refrigerator, Iron, Electrical Boiler, Satellite Receiver, etc.



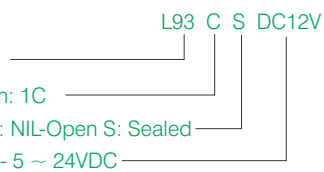
Relay Type: L91 C S DC12V  
 Contact Form: 1C  
 Sealing Type: NIL-Open  
                   S: Sealed  
 Coil Voltage: - 5 ~ 24VDC

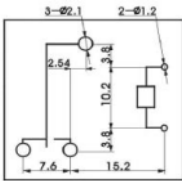
<b>Features</b>	Dimension L * W * H (mm)	32.5 * 27.5 * 26			
	Terminal Type	PCB			
	Weight	32 gm Approximately			
<b>Contact Data</b>	Contact Form	1A, 1C			
	Contact Material	Ag Alloy			
	Contact Capacity	NO: 30A @ 240VAC, NC: 20A @ 240VAC , 30A @ 28VDC			
<b>Coil Data</b>	Coil Voltage ( DC)	5 ~ 24 VDC			
	Coil Power Consumption	0.93W			
	Coil Specification	Coil Voltage	Coil Resistance (Ω) ±10%	Pull in Voltage (VDC)	Drop Out Voltage (VDC)
		12 VDC	155	80%	5%
		24 VDC	660	80%	5%
<b>General Data</b>	Dielectric Strength	1500 VAC @ 50 Hz / Min (Between Open Contacts)			
		2500 VAC @ 50 Hz / Min ( Between Coil & Contacts)			
	Insulation Resistance	500MΩ			
	Electrical Life	1 x 10 <sup>5</sup>			
	Mechanical Life	1 x 10 <sup>7</sup>			
Operating Temperature	- 55°C ~ + 85°C				

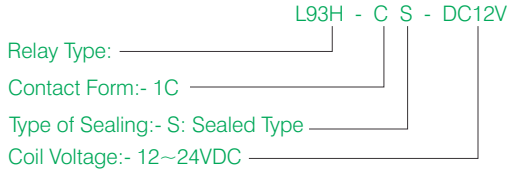


**Application** HVAC, Domestic Applications, Car Control Switching Box etc

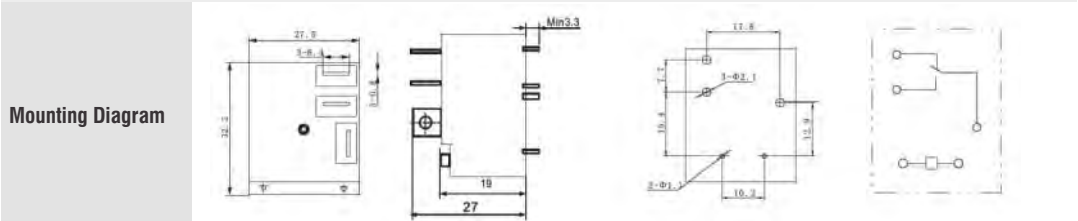


Relay Type:   
 Contact Form: 1C  
 Sealing Type: NIL-Open S: Sealed  
 Coil Voltage:- 5 ~ 24VDC

<b>Features</b>	Dimension L * W * H (mm)	32 * 27.5 * 20			
	Terminal Type	PCB			
	Weight	35 gm Approximately			
<b>Contact Data</b>	Contact Form	1A, 1C			
	Contact Material	Ag Alloy			
	Contact Capacity	1C: NO 30A @ 240VAC , NC 20A @ 240VAC , 30A @ 28VDC			
<b>Coil Data</b>	Coil Voltage ( DC)	5 ~ 24 VDC			
	Coil Power Consumption	0.93W			
	Coil Specification	Coil Voltage	Coil Resistance ( $\Omega$ ) $\pm 10\%$	Pull in Voltage (VDC)	Drop Out Voltage (VDC)
		12 VDC	155	80%	5%
		24 VDC	660	80%	5%
<b>General Data</b>	Dielectric Strength	1500 VAC @ 50 Hz / Min (Between Open Contacts)			
		2500 VAC @ 50 Hz / Min ( Between Coil & Contacts)			
	Insulation Resistance	500M $\Omega$			
	Electrical Life	$1 \times 10^5$			
	Mechanical Life	$1 \times 10^7$			
Operating Temperature	- 55°C ~ + 85°C				
<b>Mounting Diagram</b>					
<b>Application</b>	HVAC, Domestic Applications, Car Control Switching Box etc				



<b>Features</b>	Dimension L * W * H (mm)	32.2 * 27.5 * 27			
	Terminal Type	PCB			
	Weight	28 gm Approximately			
<b>Contact Data</b>	Contact Form/Resistance	1C / 100mΩ Max. @ 1A / 6VDC			
	Contact Material	Ag Alloy			
	Contact Capacity	40A @250VAC / 40A @28VDC			
<b>Coil Data</b>	Coil Voltage ( DC )	12 ~ 24 VDC			
	Coil Power Consumption	0.9W			
	Coil Specification	Coil Voltage	Coil Resistance (Ω) ±10%	Pull in Voltage (VDC)	Drop Out Voltage (VDC)
		12 VDC	155	75%	10%
		24 VDC	640	75%	10%
<b>General Data</b>	Dielectric Strength	1200 VAC (Between Open Contacts)			
		1500 VAC ( Between Coil & Contacts)			
	Insulation Resistance	100MΩ 500VDC			
	Electrical Life	1 x 10 <sup>5</sup>			
	Mechanical Life	1 x 10 <sup>6</sup>			
Operating Temperature	- 25 °C ~ + 55°C				

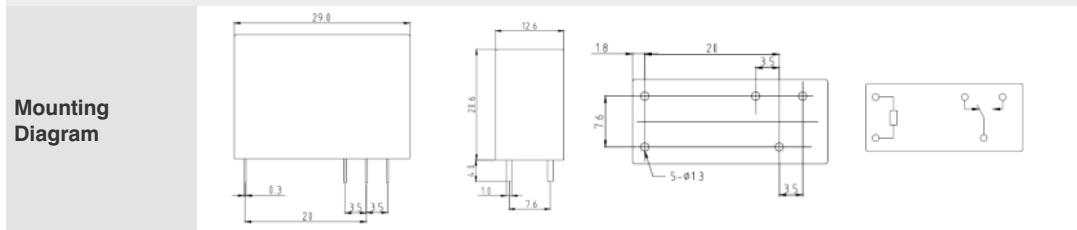


**Application**      Television, Stereo, Microwave, Air Conditioner, Refrigerator, Iron, Electrical Boiler, Satellite Receiver, etc.



Relay Type: LMI1 - L - DC5V  
 Coil Type: - L: High Sensitive: 0.53W  
 Coil Voltage: - 3 ~ 48VDC

<b>Features</b>	Dimension L * W * H (mm)	29 * 12.6 * 20.6			
	Terminal Type	PCB			
	Weight	13 gm Approximately			
<b>Contact Data</b>	Contact Form	2C			
	Contact Material	Ag Alloy			
	Contact Capacity	10A @240VAC, 10A @30VDC			
	Contact Resistance	100 mΩ @ 1A 6 VDC			
<b>Coil Data</b>	Coil Voltage ( DC)	3 ~ 48VDC			
	Coil Power Consumption	0.53W			
		Coil Voltage	Coil Resistance (Ω) ±10%	Pull in Voltage (VDC)	Drop Out Voltage (VDC)
	Coil Specification	5 VDC	50	80%	5%
		12 VDC	270	80%	5%
		24 VDC	1100	80%	5%
	<b>General Data</b>	Dielectric Strength	1000 VAC (Between Open Contacts) 5000 VAC ( Between Coil & Contacts)		
Insulation Resistance		100 MΩ 500 VDC			
Electrical Life		1 x 10 <sup>5</sup>			
Mechanical Life		1 x 10 <sup>7</sup>			
Operating Temperature		- 30 °C ~ + 70°C			

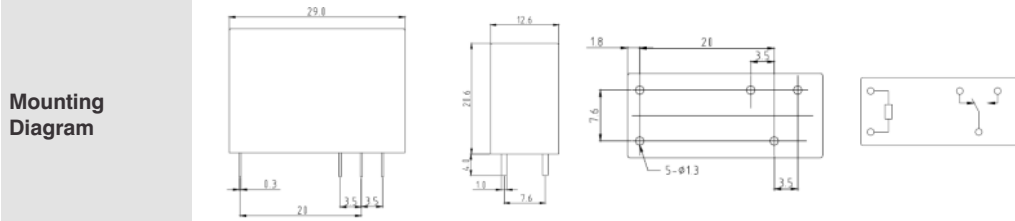


**Application** Television, Stereo, Microwave, Air Conditioner, Refrigerator, Iron, Electrical Boiler, Satellite Receiver, etc.



Relay Type: LMI1 - L - DC5V - T  
 Coil Type:- L: High Sensitive: 0.53W  
 Coil Voltage:- 3 ~ 48VDC  
 Transparent

<b>Features</b>	Dimension L * W * H (mm)	29 * 12.6 * 20.6			
	Terminal Type	PCB			
	Weight	13 gm Approximately			
<b>Contact Data</b>	Contact Form	1C			
	Contact Material	Ag Alloy			
	Contact Capacity	10A @240VAC, 10A @30VDC			
	Contact Resistance	100 mΩ @ 1A 6 VDC			
<b>Coil Data</b>	Coil Voltage ( DC)	3 ~ 48VDC			
	Coil Power Consumption	0.53W			
	Coil Specification	Coil Voltage	Coil Resistance (Ω) ±10%	Pull in Voltage (VDC)	Drop Out Voltage (VDC)
		5 VDC	50	80%	5%
		12 VDC	270	80%	5%
24 VDC		1100	80%	5%	
<b>General Data</b>	Dielectric Strength	1000 VAC (Between Open Contacts)			
		5000 VAC ( Between Coil & Contacts)			
	Insulation Resistance	100 MΩ 500 VDC			
	Electrical Life	1 x 10 <sup>5</sup>			
	Mechanical Life	1 x 10 <sup>7</sup>			
Operating Temperature	- 30 °C ~ + 70°C				



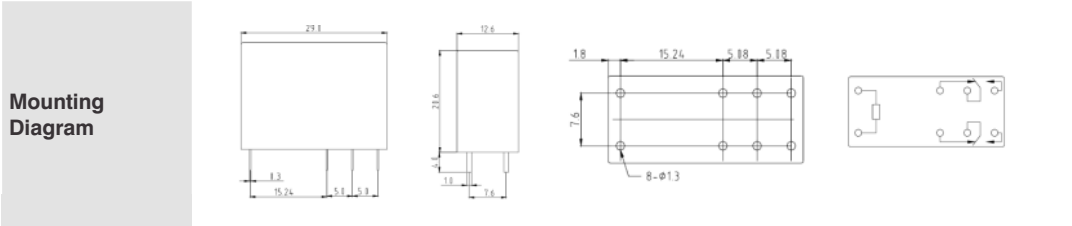
**Application** Television, Stereo, Microwave, Air Conditioner, Refrigerator, Iron, Electrical Boiler, Satellite Receiver, etc.





Relay Type: LMI2 - L - DC5V  
 Coil Type:- L: High Sensitive: 0.53W  
 Coil Voltage:- 3 ~ 48VDC

<b>Features</b>	Dimension L * W * H (mm)	29 * 12.6 * 20.6			
	Terminal Type	PCB			
	Weight	13 gm Approximately			
<b>Contact Data</b>	Contact Form	2C			
	Contact Material	Ag Alloy			
	Contact Capacity	5A @240VAC / 5A @30VDC			
	Contact Resistance	100 mΩ Max. @ 1A, 6VDC			
<b>Coil Data</b>	Coil Voltage ( DC)	3 ~ 48VDC			
	Coil Power Consumption	0.53W			
	Coil Specification	Coil Voltage	Coil Resistance (Ω) ±10%	Pull in Voltage (VDC)	Drop Out Voltage (VDC)
		5 VDC	50	80%	5%
		12 VDC	270	80%	5%
24 VDC	1100	80%	5%		
<b>General Data</b>	Dielectric Strength	1000 VAC (Between Open Contacts)			
		5000 VAC ( Between Coil & Contacts)			
	Insulation Resistance	100 MΩ 500 VDC			
	Electrical Life	1 x 10 <sup>5</sup>			
	Mechanical Life	1 x 10 <sup>7</sup>			
Operating Temperature	- 30 °C ~ + 70°C				



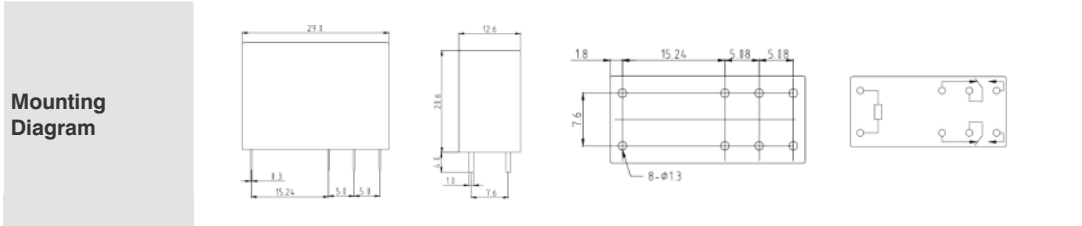
**Application** Television, Stereo, Microwave, Air Conditioner, Refrigerator, Iron, Electrical Boiler, Satellite Receiver, etc.



LMI2 - L - DC5V - T

Relay Type: \_\_\_\_\_  
 Coil Type:- L: High Sensitive: 0.53W \_\_\_\_\_  
 Coil Voltage:- 3 ~ 48VDC \_\_\_\_\_  
 Transparent \_\_\_\_\_

<b>Features</b>	Dimension L * W * H (mm)	29 * 12.6 * 20.6			
	Terminal Type	PCB			
	Weight	13 gm Approximately			
<b>Contact Data</b>	Contact Form	2C			
	Contact Material	Ag Alloy			
	Contact Capacity	5A @240VAC, 5A @30VDC			
	Contact Resistance	100 mΩ Max.@ 1A, 6VDC			
<b>Coil Data</b>	Coil Voltage ( DC)	3 ~ 48VDC			
	Coil Power Consumption	0.53W			
	Coil Specification	Coil Voltage	Coil Resistance (Ω) ±10%	Pull in Voltage (VDC)	Drop Out Voltage (VDC)
		5 VDC	50	80%	5%
12 VDC		270	80%	5%	
24 VDC	1100	80%	5%		
<b>General Data</b>	Dielectric Strength	1000 VAC (Between Open Contacts)			
		5000 VAC ( Between Coil & Contacts)			
	Insulation Resistance	100 MΩ 500 VDC			
	Electrical Life	1 x 10 <sup>5</sup>			
	Mechanical Life	1 x 10 <sup>7</sup>			
Operating Temperature	- 30 °C ~ + 70°C				



**Application** Television, Stereo, Microwave, Air Conditioner, Refrigerator, Iron, Electrical Boiler, Satellite Receiver, etc.




Relay Type: LMZ1 - L - DC5V

Coil Type:- L: High Sensitive: 0.53W

Coil Voltage:- 3 ~ 48VDC

<b>Features</b>	Dimension L * W * H (mm)	29 * 12.6 * 20.6			
	Terminal Type	PCB			
	Weight	13 gm Approximately			
<b>Contact Data</b>	Contact Form	1C			
	Contact Material	Ag Alloy			
	Contact Capacity	16A @240VAC / 16A @30VDC			
	Contact Resistance	50 mΩ @ 1A, 6 VDC			
<b>Coil Data</b>	Coil Voltage ( DC )	3 ~ 48VDC			
	Coil Power Consumption	0.53W			
	Coil Specification	Coil Voltage	Coil Resistance (Ω) ±10%	Pull in Voltage (VDC)	Drop Out Voltage (VDC)
		5 VDC	50	80%	5%
		12 VDC	270	80%	5%
24 VDC	1100	80%	5%		
<b>General Data</b>	Dielectric Strength	1000 VAC (Between Open Contacts)			
		5000 VAC ( Between Coil & Contacts)			
	Insulation Resistance	100 MΩ 500 VDC			
	Electrical Life	1 x 10 <sup>5</sup>			
	Mechanical Life	1 x 10 <sup>7</sup>			
Operating Temperature	- 30 °C + 70°C				
<b>Mounting Diagram</b>					
<b>Application</b>	Television, Stereo, Microwave, Air Conditioner, Refrigerator, Iron, Electrical Boiler, Satellite Receiver, etc.				



LRT1 - DC12V - S - 1C

Relay Type: \_\_\_\_\_  
 Coil Voltage: - 5 ~ 110VDC \_\_\_\_\_  
 Type of Sealing: - S: Plastic Sealed Type \_\_\_\_\_  
 Contact Form: - 1C \_\_\_\_\_

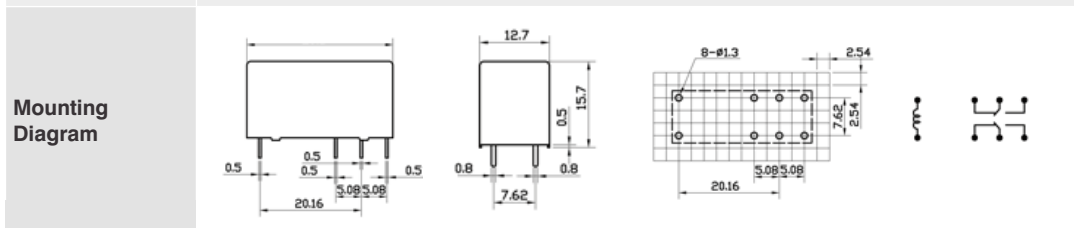
<b>Features</b>	Dimension L * W * H (mm)	30 * 12.7 * 15.7			
	Terminal Type	PCB			
	Weight	13 gm Approximately			
<b>Contact Data</b>	Contact Form	1C			
	Contact Material	Ag Alloy			
	Contact Capacity	12A @250VAC / 12A @30VDC			
	Contact Resistance	100 mΩ @ 1A, 6 VDC			
<b>Coil Data</b>	Coil Voltage ( DC )	5 ~ 110VDC			
	Coil Power Consumption	0.4W			
	Coil Specification	Coil Voltage	Coil Resistance (Ω) ±10%	Pull in Voltage (VDC)	Drop Out Voltage (VDC)
		12 VDC	360	75%	10%
		24 VDC	1440	75%	10%
110 VDC	30000	75%	10%		
<b>General Data</b>	Dielectric Strength	1000 VAC (Between Open Contacts)			
		5000 VAC ( Between Coil & Contacts)			
	Insulation Resistance	100 MΩ 500 VDC			
	Electrical Life	1 x 10 <sup>5</sup>			
	Mechanical Life	1 x 10 <sup>7</sup>			
Operating Temperature	-40 °C ~ + 70°C				
<b>Mounting Diagram</b>					
<b>Application</b>	Television, Stereo, Microwave, Air Conditioner, Refrigerator, Iron, Electrical Boiler, Satellite Receiver, etc.				



LRT2 - DC12V - S - 2C

Relay Type: \_\_\_\_\_  
 Coil Voltage: - 5 ~ 110VDC \_\_\_\_\_  
 Type of Sealing: - S: Plastic Sealed Type \_\_\_\_\_  
 Contact Form: - 2C \_\_\_\_\_

<b>Features</b>	Dimension L * W * H (mm)	30 * 12.7 * 15.7			
	Terminal Type	PCB			
	Weight	13 gm Approximately			
<b>Contact Data</b>	Contact Form	2C			
	Contact Material	Ag Alloy			
	Contact Capacity	8A @250VAC / 8A @30VDC			
	Contact Resistance	100 mΩ @ 1A, 6 VDC			
<b>Coil Data</b>	Coil Voltage ( DC )	5 ~ 110VDC			
	Coil Power Consumption	0.4W			
	Coil Specification	Coil Voltage	Coil Resistance (Ω) ±10%	Pull in Voltage (VDC)	Drop Out Voltage (VDC)
		6 VDC	90	75%	10%
		12 VDC	360	75%	10%
24 VDC	1440	75%	10%		
<b>General Data</b>	Dielectric Strength	1000 VAC (Between Open Contacts)			
		5000 VAC ( Between Coil & Contacts)			
	Insulation Resistance	100 MΩ 500 VDC			
	Electrical Life	1 x 10 <sup>5</sup>			
	Mechanical Life	1 x 10 <sup>7</sup>			
Operating Temperature	- 40 °C ~ + 70°C				



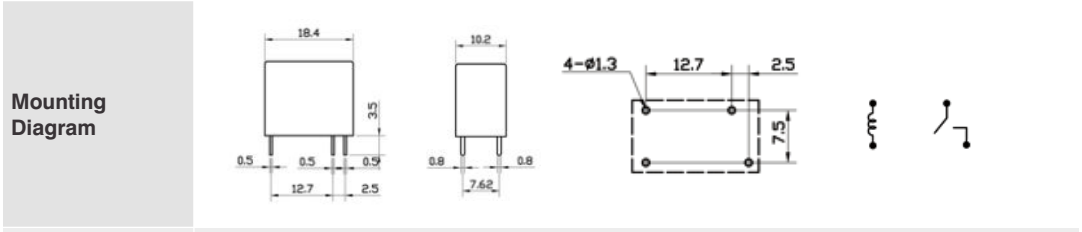
**Application** Switching Power Supply, Vending Machine, Monitor, UPS, Timer, Card Reader, Frequency Transformer, etc.



LJ5 - DC24V - S - H - A

Relay Type: \_\_\_\_\_  
 Coil Voltage:- 3 ~ 24VDC \_\_\_\_\_  
 Type of Sealing: S; Plastic Sealed Type \_\_\_\_\_  
 Coil Power:- H:- 0.45W, D:- 0.2W \_\_\_\_\_  
 Contact Form: A:1 Form A \_\_\_\_\_

<b>Features</b>	Dimension L * W * H (mm)	18.4 * 10.2 * 15.3			
	Terminal Type	PCB			
	Weight	6 gm Approximately			
<b>Contact Data</b>	Contact Form	1A			
	Contact Material	Ag Alloy			
	Contact Capacity	5A @250VAC / 5A @30VDC			
	Contact Resistance	100 mΩ @ 1A, 6 VDC			
<b>Coil Data</b>	Coil Voltage ( DC )	3 ~ 24VDC			
	Coil Power Consumption	0.45W, 0.2W			
	Coil Specification	Coil Voltage	Coil Resistance (Ω)±10%	Pull in Voltage (VDC)	Drop Out Voltage (VDC)
		5 VDC	55      125	75%	10%
		12 VDC	320     720	75%	10%
24 VDC	1280   2880	75%	10%		
<b>General Data</b>	Dielectric Strength	1000 VAC (Between Open Contacts)			
		2500 VAC ( Between Coil & Contacts)			
	Insulation Resistance	100 MΩ 500 VDC			
	Electrical Life	1 x 10 <sup>5</sup>			
	Mechanical Life	1 x 10 <sup>7</sup>			
Operating Temperature	-40 °C ~ + 70°C				

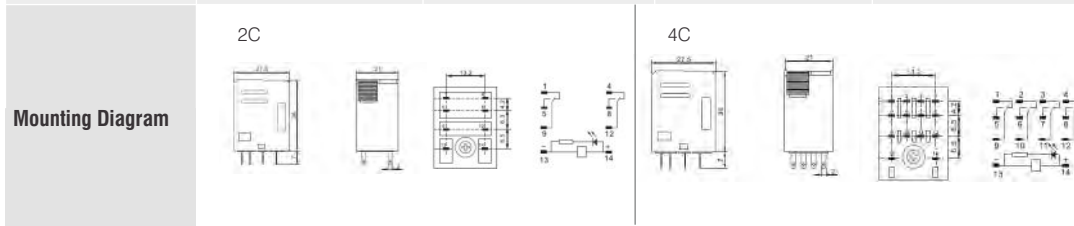


**Application**      Television, Stereo, Microwave, Air Conditioner, Refrigerator, Iron, Electrical Boiler, Satellite Receiver, etc.



Relay Type: \_\_\_\_\_ LP 2N DC12V  
 Contact Form: 2C/4C \_\_\_\_\_  
 Coil Voltage:- 5 ~ 110VDC \_\_\_\_\_  
 6 ~ 240VAC \_\_\_\_\_

<b>Contact Rating</b>	Contact Form/Material	2C, 4C / Ag Alloy			
	Contact Resistance	≤ 100mΩ @ 1A, 6 VDC			
	Contact Capacity	2C:- 10A 250VAC / 30VDC 4C:- 5A 250VAC / 30VDC			
<b>Technical Specification</b>	Insulation Resistance	≥ 500mΩ, ( 500VDC )			
	Dielectric Strength	≥ 1000VAC (Between Open Contact) / ≥ 1500VAC (Between Coil & Contact)			
	Operate, Release Time, Terminal Type	≤ 25ms, 25ms, PCB and Socket Mounting			
<b>Coil Specification</b>	Rated Coil Power	0.9W 1.2VA			
	Coil Voltage	5, 6, 12, 24, 48, 110VDC / 6, 12, 24, 48, 110, 220/240VAC			
<b>Coil Data Chart</b>	<b>Nominal Voltage VDC</b>	<b>Pull in Voltage VDC</b>	<b>Release Voltage VDC</b>	<b>Coil Resistance Ω ±10%</b>	
	5	4.00	0.50	28	
	6	4.80	0.60	40	
	12	9.60	1.20	160	
	24	19.20	2.40	640	
	48	38.40	4.80	2560	
	110	88.0	11.0	12100	
	<b>Nominal Voltage VAC</b>	<b>Pull in Voltage VAC</b>	<b>Release Voltage VAC</b>	<b>Coil Resistance Ω ±10%</b>	
	6	4.80	1.80	12	
	12	9.60	3.60	42	
	24	19.20	7.20	168	
	48	38.40	14.40	675	
	110	96.0	36.00	3500	
	220/240	176.00	66.00	14000/16500	



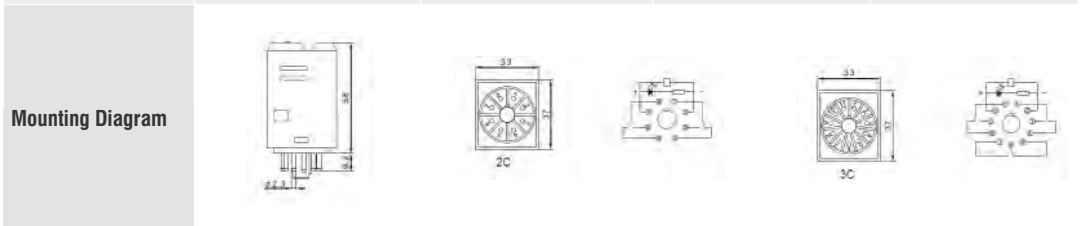


Relay Type: **LK 2PN DC12V**

Contact Form: **2(2C)  
3(3C)**

Coil Voltage:- **6 ~ 110VDC  
6 ~ 240VAC**

<b>Contact Rating</b>	Contact Form/Material	2C, 3C / Ag Alloy		
	Contact Resistance	≤ 100mΩ @1A, 6 VDC		
	Contact Capacity	10A 250VAC / 30VDC		
<b>Technical Specification</b>	Insulation Resistance	≥ 500MΩ, ( 500VDC )		
	Dielectric Strength	≥ 1000VAC (Between Open Contact) / ≥ 1500VAC (Between Coil & Contact)		
	Operate & Release Time, Terminal Type	≤ 25ms, 25ms, Electron Tube Pin		
<b>Coil Specification</b>	Rated Coil Power	1.5W, 2.5VA		
	Coil Voltage	6, 12, 24, 48, 100, 110VDC / 6, 12, 24, 48, 110/120, 220/240VAC		
<b>Coil Data Chart</b>	<b>Nominal Voltage VDC</b>	<b>Pull in Voltage VDC</b>	<b>Release Voltage VDC</b>	<b>Coil Resistance Ω ±10%</b>
	6	4.80	0.60	24
	12	9.60	1.20	96
	24	19.20	2.40	384
	48	38.40	4.80	1540
	100	80.0	10.0	6660
	110	88.0	11.0	8066
	<b>Nominal Voltage VAC</b>	<b>Pull in Voltage VAC</b>	<b>Release Voltage VAC</b>	<b>Coil Resistance Ω ±10%</b>
	6	4.80	1.80	4.6
	12	9.60	3.60	20
	24	19.20	7.20	80
	48	38.40	14.40	320
	110/120	88.0	36.00	1700
	220/240	176.00	72.00	7400/8760







Relay Type: \_\_\_\_\_ **LP11 - DC12V**  
 Terminal Type: Nil Solder, P Plug In  
 Coil Voltage:- DC: 6 ~ 220V  
 AC: 6 ~ 380V

Features	Dimension L * W * H (mm)	58.8 * 33 * 28			
	Terminal Type	Solder/Plug in			
	Weight	73 gm Approximately			
Contact Data	Contact Form/Resistance	1C		100mΩ	
	Contact Material	Ag Alloy			
	Contact Capacity	10A @ 250VAC /28VDC			
Coil Data	Coil Voltage ( DC ) & ( AC )	6 ~ 220 VDC    6 ~ 380 VAC			
	Coil Power Consumption	DC: 2.0W;    AC 3.5VA			
	Coil Specification	Coil Voltage	Coil Resistance (Ω) ± 10%	Pull in Voltage (VDC)	Drop Out Voltage (VDC)
		12 VDC	160	75%	10%
		24 VDC	500	75%	10%
240 VAC		10000	80%	30%	
General Data	Dielectric Strength	1200 VAC @ 50 Hz / Min (Between Open Contacts)			
		1500 VAC @ 50 Hz / Min ( Between Coil & Contacts)			
	Insulation Resistance	500MΩ			
	Electrical Life	1 x 10 <sup>5</sup>			
	Mechanical Life	1 x 10 <sup>7</sup>			
Operating Temperature	- 25 °C ~ + 55°C				
Mounting Diagram	<p>Bottom View</p>	<p>LP11A</p>	<p>LP11B</p>		
Application	Vending Machine, Control Equipment, Cooking Appliances etc.				



Relay Type: LP12 - DC12V  
 Terminal Type: Nil Solder, P Plug In  
 Coil Voltage:- DC: 6 ~ 220V  
 AC: 6 ~ 380V

Features	Dimension L * W * H (mm)	58.8 * 33 * 28			
	Terminal Type	Solder/Plug in			
	Weight	80 gm Approximately			
Contact Data	Contact Form/Resistance	2C		100mΩ	
	Contact Material	Ag Alloy			
	Contact Capacity	10A @ 250VAC /28VDC			
Coil Data	Coil Voltage ( DC ) & (AC)	6 ~ 220 VDC    6 ~ 380 VAC			
	Coil Power Consumption	DC: 2.0W;    AC 3.5VA			
	Coil Specification	Coil Voltage	Coil Resistance (Ω) ±10%	Pull in Voltage (VDC)	Drop Out Voltage (VDC)
		12 VDC	160	75%	10%
		24 VDC	500	75%	10%
240 VAC		10000	80%	30%	
General Data	Dielectric Strength	1200 VAC @ 50 Hz / Min (Between Open Contacts)			
		1500 VAC @ 50 Hz / Min ( Between Coil & Contacts)			
	Insulation Resistance	500MΩ			
	Electrical Life	1 x 10 <sup>5</sup>			
	Mechanical Life	1 x 10 <sup>7</sup>			
Operating Temperature	- 25 °C ~ + 55°C				
Mounting Diagram					
Application	Vending Machine, Control Equipment, Cooking Appliances etc.				



LP13 - DC12V

Relay Type: \_\_\_\_\_  
 Terminal Type: Nil Solder, P Plug In  
 Coil Voltage:- DC: 6 ~ 220V  
 AC: 6 ~ 380V

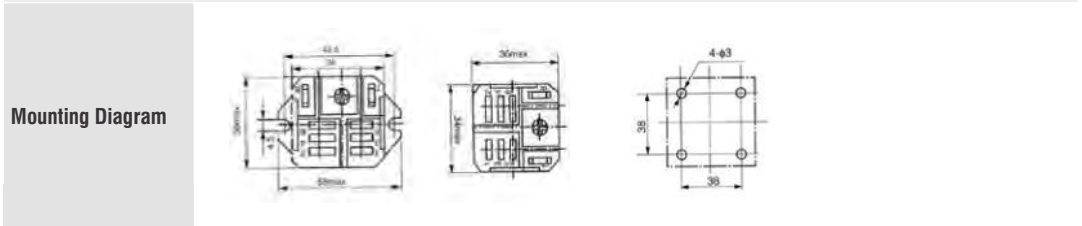
Features	Dimension L * W * H (mm)	58.8 * 33 * 28			
	Terminal Type	Solder/Plug in			
	Weight	87 gm Approximately			
Contact Data	Contact Form/Resistance	3C		100mΩ max @ 1A, 6VDC	
	Contact Material	Ag Alloy			
	Contact Capacity	10A @ 250VAC /28VDC			
Coil Data	Coil Voltage ( DC ) & (AC)	6 ~ 220 VDC    6 ~ 380 VAC			
	Coil Power Consumption	DC: 2.0W; AC 3.5VA			
	Coil Specification	Coil Voltage	Coil Resistance (Ω) ±10%	Pull in Voltage (VDC)	Drop Out Voltage (VDC)
		12 VDC	160	75%	10%
		24 VDC	500	75%	10%
240 VAC		10000	80%	30%	
General Data	Dielectric Strength	1200 VAC @ 50 Hz / Min (Between Open Contacts)			
		1500 VAC @ 50 Hz / Min ( Between Coil & Contacts)			
	Insulation Resistance	500MΩ			
	Electrical Life	1 x 10 <sup>5</sup>			
	Mechanical Life	1 x 10 <sup>7</sup>			
Operating Temperature	- 25 °C ~ + 55°C				
Mounting Diagram	<p>Bottom View</p>	<p>LP13A</p>	<p>LP13B</p>		
Application	Vending Machine, Control Equipment, Cooking Appliances etc.				



P30FC - 1C - 12VDC

Relay Type: \_\_\_\_\_  
 Contact Form: 1C/2C \_\_\_\_\_  
 Coil Voltage:- 6 ~ 240VDC \_\_\_\_\_  
 6 ~ 240VAC \_\_\_\_\_

<b>Features</b>	Dimension L * W * H (mm)	52 * 47 * 40				
	Terminal Type	Solder				
	Weight	110 gm Approximately				
<b>Contact Data</b>	Contact Form	1C/ 2C				
	Contact Material	Ag Alloy				
	Contact Capacity	1C: 30A/250VAC, 30A/28VDC		2C: 25A/250VAC, 25A/28VDC		
<b>Coil Data</b>	Coil Voltage ( DC)	6 - 240 VDC				
	Coil Voltage ( AC)	6 - 240 VAC				
	Coil Power Consumption	1C: 1.2W		2C: 1.6 W		
	Coil Specification	Coil Voltage	Coil Resistance (Ohm) ±10%		Pull in Voltage (V)	Drop Out Voltage (V)
		12 VDC	1C: 120	2C: 90	80%	5%
24 VDC		1C: 450	2C: 350	80%	5%	
240 VAC	1C: 5900	2C: 15000	85%	30%		
<b>General Data</b>	Dielectric Strength	1500 VAC @ 50 Hz / Min (Between Contacts)				
		2000 VAC @ 50 Hz / Min ( Between Coil & Contacts)				
	Insulation Resistance	500MΩ				
	Electrical Life	1 x 10 <sup>5</sup> (On Rated Resistive Load)				
	Mechanical Life	1 x 10 <sup>7</sup>				
	Operating Temperature	- 40 °C ~ + 55°C				

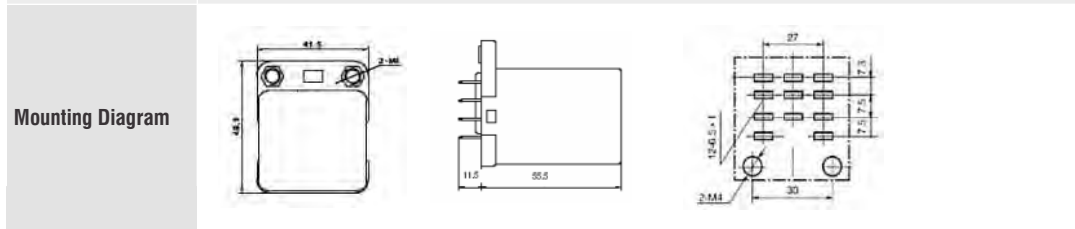


**Application** Inverter, Voltage stabilizer, High Power Application, Phase Changeovers, Motor Controller, Street Lighting, HVAC etc.



Relay Type: P38FC - 3C - 240VAC  
 Contact Form: 3C  
 Coil Voltage: - 6 ~ 220VDC  
 6 ~ 380VAC

<b>Features</b>	Dimension L * W * H (mm)	67 * 42 * 50			
	Terminal Type	Solder			
	Weight	130 gm Approximately			
<b>Contact Data</b>	Contact Form	3C			
	Contact Material	Ag Alloy			
	Contact Capacity	40A/250VAC, 40A/28VDC			
<b>Coil Data</b>	Coil Voltage ( DC )	6 - 220 VDC			
	Coil Voltage ( AC )	6 - 380 VAC			
	Coil Power Consumption	2.5W, 3.8 VA			
	Coil Specification	Coil Voltage	Coil Resistance (Ohm) ±10%	Pull in Voltage (V)	Drop Out Voltage (V)
		12 VDC	58	80%	5%
24 VDC		210	80%	5%	
	240 VAC	6500	85%	30%	
<b>General Data</b>	Dielectric Strength	1500 VAC @ 50 Hz / Min (Between Contacts)			
		2500 VAC @ 50 Hz / Min ( Between Coil & Contacts)			
	Insulation Resistance	1000MΩ			
	Electrical Life	5 x 10 <sup>4</sup> (On Rated Resistive Load)			
	Mechanical Life	1 x 10 <sup>6</sup>			
Operating Temperature	- 40 °C ~ + 55°C				

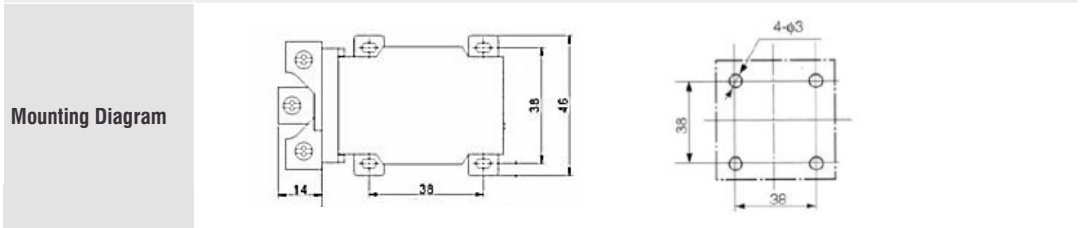


**Application** Inverter, Voltage stabilizer, High Power Application, Domestic Application, HVAC etc.



Relay Type: P40FC - 1C - 24VDC  
 Contact Form: 1C/2C  
 Coil Voltage:- 6 ~ 240VDC  
 6 ~ 240VAC

<b>Features</b>	Dimension L * W * H (mm)	74 * 47 * 47			
	Terminal Type	Solder ,Screw Terminal			
	Weight	130 gm Approximately			
<b>Contact Data</b>	Contact Form	1C/ 2C			
	Contact Material	Ag Alloy			
	Contact Capacity	1C: 40A/250VAC, 40A/28VDC		2C: 40A/250VAC, 40A/28VDC	
<b>Coil Data</b>	Coil Voltage ( DC )	6 - 240 VDC			
	Coil Voltage ( AC )	6 - 240 VAC			
	Coil Power Consumption	1C: 1.8W		2C: 2.4 W	
	Coil Specification	Coil Voltage	Coil Resistance (Ohm) ±10%	Pull in Voltage (V)	Drop Out Voltage (V)
		12 VDC	90	80%	5%
		24 VDC	340	80%	5%
240 VAC		5800	85%	30%	
<b>General Data</b>	Dielectric Strength	1500 VAC @ 50 Hz / Min (Between Contacts)			
		2000 VAC @ 50 Hz / Min ( Between Coil & Contacts)			
	Insulation Resistance	500MΩ			
	Electrical Life	1 x 10 <sup>5</sup> (On Rated Resistive Load)			
	Mechanical Life	1 x 10 <sup>7</sup>			
	Operating Temperature	- 40 °C ~ + 55°C			



**Application** Inverter, Voltage stabilizer, High Power Application, Phase Changeovers, Motor Controller, Street Lighting, HVAC etc.



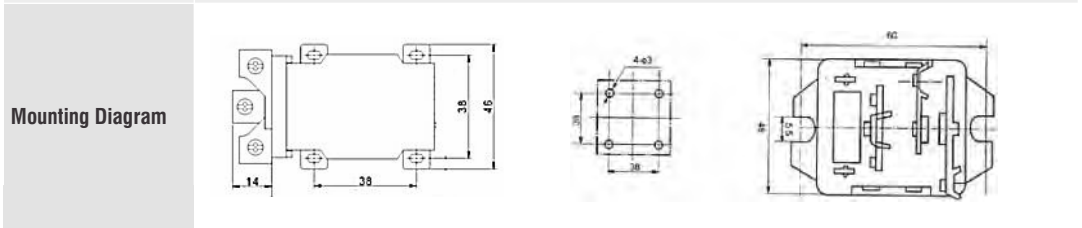
<b>Features</b>	Dimension L * W * H (mm)	59 x 50 x 52
	Terminal Type	Screw Type
	Weight	---
<b>Contact Data</b>	Contact Form & Resistance	1C / 1A
	Contact Resistance	100mΩ @DC24V; 1A
	Contact Capacity	1C : 28VDC / 40A ; 250VAC / 40A
<b>Coil Data</b>	Coil Voltage ( DC ) & ( AC )	6 - 220 V & 6 - 220 V
	Coil Power Consumption	DC:- 1C: ≤1.8 W / AC:- 1C: ≤1.5 VA
	Pick Up & Drop Out Voltage	≤90% & DC ≥ 5% , AC ≤ 30%
<b>General Data</b>	Dielectric Strength	1500 VAC @ 50 Hz / Min (Between Contacts)
		2000 VAC @ 50 Hz / Min ( Between Coil & Contacts)
	Insulation Resistance	500MΩ
	Electrical Life	5 x 10 <sup>4</sup>
	Mechanical Life	1 x 10 <sup>7</sup>
Operating Temperature	- 40 °C ~ + 55°C	
<b>Mounting Diagram</b>		
<b>Application</b>	Inverter, Voltage stabilizer, High Power Application, Phase Changeovers, Motor Controller, Street Lighting, etc.	



P63FC - 1C - 24VDC

Relay Type: P63/P60  
 Contact Form: 1C/2C  
 Coil Voltage:- 6 ~ 240VDC  
 6 ~ 240VAC

<b>Features</b>	Dimension L * W * H (mm)	P63FC: 70 * 47 * 47    P60FC: 80 * 47 * 48			
	Terminal Type	Screw Terminal			
	Weight	160 gm Approximately			
<b>Contact Data</b>	Contact Form	1C/ 2C			
	Contact Material	Ag Alloy			
	Contact Capacity	1C: 63A/250VAC, 63A/28VDC    2C: 60A/250VAC, 60A/28VDC			
<b>Coil Data</b>	Coil Voltage ( DC)	6 - 240 V			
	Coil Voltage ( AC)	6 - 240 V			
	Coil Power Consumption	1C: 2.2W		2C: 3.6 W	
	Coil Specification	Coil Voltage	Coil Resistance (Ω) ±10%	Pull in Voltage (V)	Drop Out Voltage (V)
		12 VDC	65	80%	5%
24 VDC		252	80%	5%	
240 VAC	5200	85%	30%		
<b>General Data</b>	Dielectric Strength	1500 VAC @ 50 Hz / Min (Between Contacts)			
		2000 VAC @ 50 Hz / Min ( Between Coil & Contacts)			
	Insulation Resistance	500MΩ			
	Electrical Life	1 x 10 <sup>5</sup>	2C: 1 x 10 <sup>4</sup>	(On Rated Resistive Load)	
	Mechanical Life	1 x 10 <sup>7</sup>			
Operating Temperature	- 40 °C ~ + 55°C				



**Application**      Inverter, Voltage stabilizer, High Power Application, Phase Changeovers, Motor Controller, Street Lighting, HVAC etc.

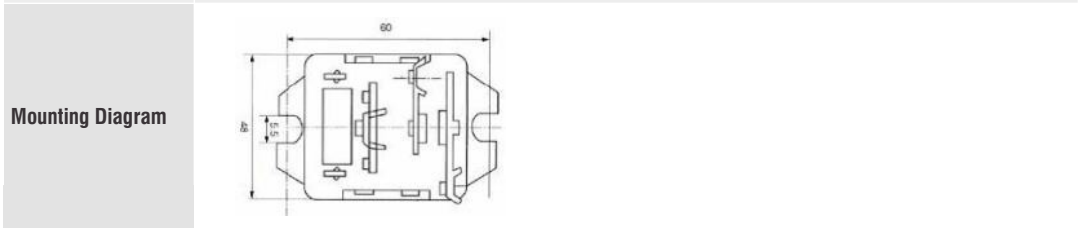




P80FC - 1C - 12VDC

Relay Type: \_\_\_\_\_  
 Contact Form: 1C \_\_\_\_\_  
 Coil Voltage:- 6 ~ 240VDC \_\_\_\_\_  
 6 ~ 240VAC \_\_\_\_\_

<b>Features</b>	Dimension L * W * H (mm)	72 * 48 * 80			
	Terminal Type	Screw Terminal			
	Weight	240 gm Approximately			
<b>Contact Data</b>	Contact Form	1C			
	Contact Material	Ag Alloy			
	Contact Capacity	1C: 80A/250VAC, 80A/28VDC			
<b>Coil Data</b>	Coil Voltage ( DC)	6 - 240 VDC			
	Coil Voltage ( AC)	6 - 240 VAC			
	Coil Power Consumption	1C: 3.6W			
	Coil Specification	Coil Voltage	Coil Resistance (Ω) ±10%	Pull in Voltage (V)	Drop Out Voltage (V)
		12 VDC	50	80%	5%
24 VDC		180	80%	5%	
240 VAC	6130	85%	30%		
<b>General Data</b>	Dielectric Strength	1500 VAC @ 50 Hz / Min (Between Contacts)			
		2000 VAC @ 50 Hz / Min ( Between Coil & Contacts)			
	Insulation Resistance	500MΩ			
	Electrical Life	5 x 10 <sup>4</sup>	(On Rated Resistive Load)		
	Mechanical Life	1 x 10 <sup>7</sup>			
Operating Temperature	- 40 °C ~ + 55°C				



**Application** Inverter, Voltage stabilizer, High Power Application, Phase Changeovers, Motor Controller, Street Lighting, HVAC etc.

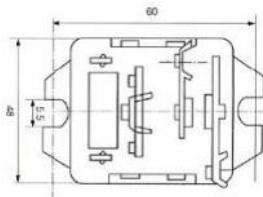


P100FC - 1C - 240VAC

Relay Type: \_\_\_\_\_  
 Contact Form: 1C \_\_\_\_\_  
 Coil Voltage:- 6 ~ 240VDC \_\_\_\_\_  
 6 ~ 240VAC \_\_\_\_\_

<b>Features</b>	Dimension L * W * H (mm)	72 * 48 * 80			
	Terminal Type	Screw Terminal			
	Weight	240 gm Approximately			
<b>Contact Data</b>	Contact Form	1C			
	Contact Material	Ag Alloy			
	Contact Capacity	1C: 150A/250VAC, 150A/28VDC			
<b>Coil Data</b>	Coil Voltage ( DC)	6 - 240 VDC			
	Coil Voltage ( AC)	6 - 240 VAC			
	Coil Power Consumption	1C: 3.6W			
	Coil Specification	Coil Voltage	Coil Resistance (Ω) ±10%	Pull in Voltage (V)	Drop Out Voltage (V)
		12 VDC	60	80%	5%
24 VDC		250	80%	5%	
240 VAC		6150	85%	30%	
<b>General Data</b>	Dielectric Strength	1500 VAC @ 50 Hz, Min (Between Contacts)			
		2000 VAC @ 50 Hz, Min ( Between Coil & Contacts)			
	Insulation Resistance	500MΩ			
	Electrical Life	5 x 10 <sup>4</sup> (On Rated Resistive Load)			
	Mechanical Life	1 x 10 <sup>7</sup>			
	Operating Temperature	- 40 °C ~ + 55°C			

**Mounting Diagram**

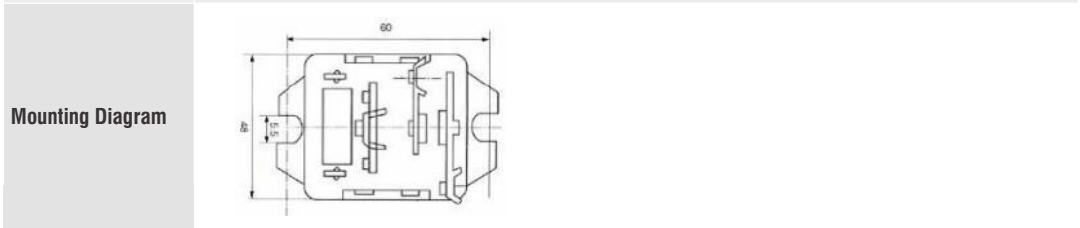


**Application** Inverter, Voltage stabilizer, High Power Application, Phase Changeovers, Motor Controller, Street Lighting, HVAC etc.



Relay Type: P150FC - 1C - 12VDC  
 Contact Form: 1C  
 Coil Voltage: - 6 ~ 240VDC  
 6 ~ 240VAC

<b>Features</b>	Dimension L * W * H (mm)	72 * 48 * 100			
	Terminal Type	Screw Terminal			
	Weight	240 gm Approximately			
<b>Contact Data</b>	Contact Form	1C			
	Contact Material	Ag Alloy			
	Contact Capacity	1C: 150A/250VAC, 150A/28VDC			
<b>Coil Data</b>	Coil Voltage ( DC )	6 - 240 VDC			
	Coil Voltage ( AC )	6 - 240 VAC			
	Coil Power Consumption	1C: 3.6W			
	Coil Specification	Coil Voltage	Coil Resistance (Ω) ±10%	Pull in Voltage (V)	Drop Out Voltage (V)
		12 VDC	40	80%	5%
24 VDC		160	80%	5%	
240 VAC		6150	85%	30%	
<b>General Data</b>	Dielectric Strength	1500 VAC @ 50 Hz / Min (Between Contacts)			
		2000 VAC @ 50 Hz / Min ( Between Coil & Contacts)			
	Insulation Resistance	500MΩ			
	Electrical Life	5 x 10 <sup>4</sup> (On Rated Resistive Load)			
	Mechanical Life	1 x 10 <sup>7</sup>			
Operating Temperature	- 40 °C ~ + 55°C				



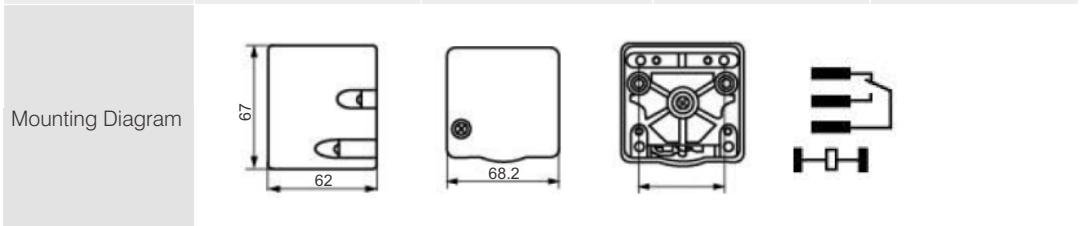
**Application** Inverter, Voltage stabilizer, High Power Application, Phase Changeovers, Motor Controller, Street Lighting, HVAC etc.



Relay Type: **JQX-62F - 1C - DC12V**  
 Contact Form:- **1C**  
 Coil Voltage:- **6 ~ 110 VDC**  
                   **6 ~ 240 VAC**

<b>Contact Rating</b>	Contact Form	1C
	Contact Resistance	30mΩ(1A, 6VDC)
	Contact Capacity	80A @ 250VAC, 100A @ 250VAC
<b>General Specification</b>	Insulation Resistance	1000mΩ, 500VAC
	Dielectric Strength	BCC 2500 VAC / BOC 1200 VAC
	Operate/Release Time	25ms/25ms
<b>Coil Rating</b>	Nominal Coil Power	DC 2.0W AC 2.5VA
	Coil Voltage	6 ~110VDC, 6 ~ 240VAC

<b>Coil Data Chart</b>	Nominal Voltage VDC	Pull in Voltage VDC	Release Voltage VDC	Coil Resistance Ω ±10%
	6	4.20	0.60	18
	12	8.40	1.20	70
	24	16.8	2.40	290
	48	33.60	4.80	1152
	60	42.0	6.00	2800
	110	88.0	11.0	9650
	Nominal Voltage VAC	Pull in Voltage VAC	Release Voltage VAC	Coil Resistance Ω ±10%
	6	4.80	1.80	9
	12	9.60	3.60	36
	24	19.20	7.20	144
	48	38.40	14.40	576
	110	88.0	36.00	3500
	220/240	176.00	72.00	12000/14400



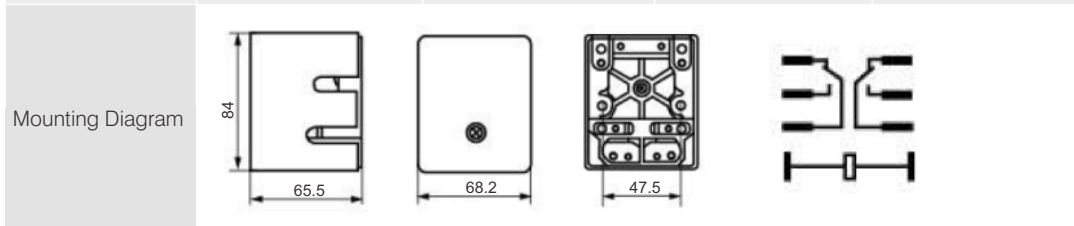


JQX-62F - 2C - DC12V

Relay Type: \_\_\_\_\_  
 Contact Form:- 2C \_\_\_\_\_  
 Coil Voltage:- 6 ~ 110 VDC \_\_\_\_\_  
 6 ~ 240 VAC \_\_\_\_\_

<b>Contact Rating</b>	Contact Form	2C
	Contact Resistance	30mΩ(1A, 6VDC)
	Contact Capacity	80A @ 250VAC, 120A @ 250VAC
<b>General Specification</b>	Insulation Resistance	1000MΩ, 500VDC
	Dielectric Strength	BCC 2500 VAC / BOC 1200 VAC
	Operate/Release Time	25ms/25ms
<b>Coil Rating</b>	Nominal Coil Power	DC 2.0W AC 2.5VA
	Coil Voltage	6 ~110VDC, 6 ~ 240VAC

Coil Data Chart	Nominal Voltage VDC	Pull in Voltage VDC	Release Voltage VDC	Coil Resistance Ω ±10%
	6	4.20	0.60	18
12	8.40	1.20	70	
24	16.8	2.40	290	
48	33.60	4.80	1152	
60	42.0	6.00	2800	
110	88.0	11.0	9650	
Coil Data Chart	Nominal Voltage VAC	Pull in Voltage VAC	Release Voltage VAC	Coil Resistance Ω ±10%
	6	4.80	1.80	9
12	9.60	3.60	36	
24	19.20	7.20	144	
48	38.40	14.40	576	
110	88.0	36.00	3500	
220/240	176.00	72.00	12000/14400	





Series: LDA - \* - \*

Output Voltage: 330VAC  
480 VAC

Ampere Rating: 10A ~ 75A

**Model : LDA - Single Phase SSR**

Load Voltage	Dimension L * W * H (mm)	58 * 45 * 31.5
	Terminal Type	Chassis Mounting
	Weight	120 gm Approximately
Input/Output	Input	3 ~ 32 VDC
	Output	330VAC ,480VAC
	Output on state RMS current	10A ~ 75A
General Data	Drop out Voltage I/P	1VDC
	Pick up Time	8 mSec
	Release Time	8 mSec
	Operating Frequency	47 ~ 70 Hz
	Operating Temperature	-30 ~ +75 °C
	Isolation Voltage I/P to O/P	4000Vrms
	Peak one cycle surge Current	100A
	Minimum Trigger Current	10 mA max.
	Output Leakage Current	330VAC . 7 mA, 480VAC . 14mA
	Dielectric Strength	2500VAC @ 50 Hz/min
Mounting Diagram		
Application	Automatic Vending Machine, Lamp Control, Injection Molding Machine, FA equipment etc.	

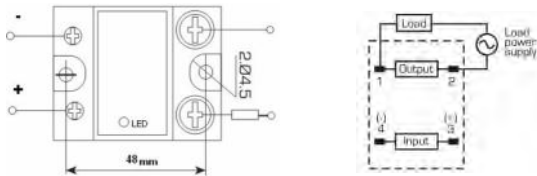


Series: \_\_\_\_\_ LAA - \* - \*

Output Voltage: 330VAC \_\_\_\_\_  
480 VAC

Ampere Rating: 10A ~ 75A \_\_\_\_\_

### Model : LAA - Single Phase SSR

Load Voltage	Dimension L * W * H (mm)	58 * 45 * 31.5
	Terminal Type	Chassis Mounting
	Weight	120 gm Approximately
Input/Output	Input	50 ~ 480 VAC
	Output	330VAC ,480VAC
	Output on state RMS current	10A ~ 75A
General Data	Drop out Voltage I/P	1VDC
	Pick up Time	8 mSec
	Release Time	8 mSec
	Operating Frequency	47 ~ 70 Hz
	Operating Temperature	-30 ~ +75 °C
	Isolation Voltage I/P to O/P	4000Vrms
	Peak one cycle surge Current	100A
	Minimum Trigger Current	10 mA max.
	Output Leakage Current	330VAC - 7 mA, 480VAC - 14mA
	Dielectric Strength	2500VAC @ 50 Hz/min
Mounting Diagram		
Application	Automatic Vending Machine, Lamp Control, Injection Molding Machine, FA equipment etc.	

A Wide Range of models with 10 to 120A Output current up to 1200VAC output Voltages



- All models with the same universal standard size
- Operation indicator (red LED) enables monitoring operation
- Protective cover for greater safety
- Built-in RC Snubber
- Fast response and robust
- Zero cross function
- No noise during the operation
- Chassis mount

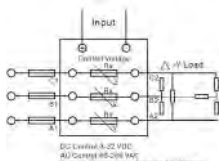
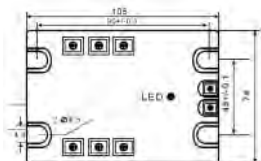
### Specifications (DC to AC) - Three Phase SSR

Load Voltage	380V / 480V / 1200V
Control Voltage	3-32V DC
Control Current	10-68mA
On Voltage Drop	≤ 1.8V
Off-leakage Current	≤ 10mA
On & Off Time	≤ 10mS
Dielectric Strength	2500V AC
Insulation Resistance	1000MΩ / 2500VDC
Ambient Temperature	- 30 °C ~ + 75°C
Mounting	Chassis mount
Indicator	LED
Weight	300g

### Specifications (AC to AC) - Three Phase SSR


Load Voltage	380V / 480V / 660V / 1200V
Control Voltage	70~280VAC
Control Current	≤ 12mA
On Voltage Drop	≤ 1.8V
Off-leakage Current	≤ 10mA
On & Off Time	≤ 10mS
Dielectric Strength	2500V AC
Insulation Resistance	1000MΩ / 2500VDC
Ambient Temperature	- 30 °C ~ + 75°C
Mounting	Chassis mount
Indicator	LED
Weight	450g

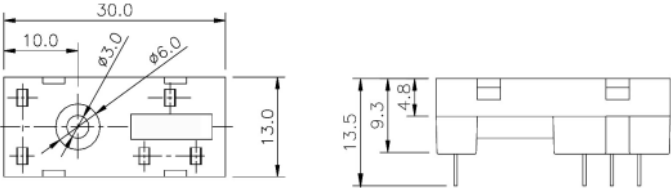
### Wiring and Dimensions







<b>Specifications</b>	Rate Voltage	300VAC
	Rated Current	10A
	Insulation Voltage	≥ 3KV
	Socket Material	Flame retardance-PA46-S250F6(V1/V0)
	Contacts Spring Material	QSn6.5-0.1
	Dielectric Strength	2000VAC
	Ambient Temperature	-40~+85 degree C
<b>Matched Relay</b>	Relay Model	
	MI-1P	
	EMI-1P	
	LMI1	
	58/59	
	HF141FF	


<b>Dimensions</b>	
-------------------	--



<b>Specifications</b>	Rate Voltage	300VAC
	Rated Current	10A
	Insulation Voltage	≥ 3KV
	Socket Material	Flame retardance-PA46-S250F6(V1/V0)
	Contacts Spring Material	QSn6.5-0.1
	Dielectric Strength	2000VAC
	Ambient Temperature	-40~+85 degree C

<b>Matched Relay</b>	Relay Model	Metal Clip
	MI-2P	
	EMI-2P	
	LMI2	
	58/59	
	HF140FF	

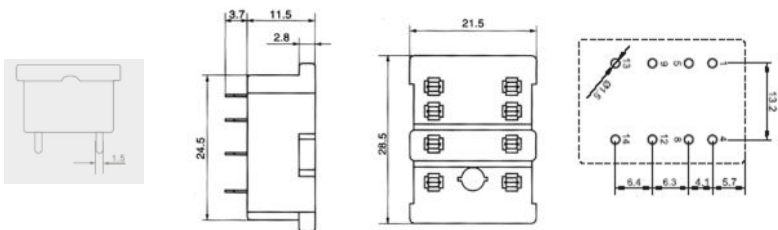
<b>Dimensions</b>	
-------------------	--



<b>Specifications</b>	Rated Load		10A / 300VAC
	Dielectric Strength	Coil / Contact	4000VAC
		Between Contacts	2000VAC
<b>Matched Relay</b>	Relay Model	Metal Clip	
	RE-2P	K-35T	
	LP2N		
	MY 2		
	55.02		
	HH52P		

**PY08: Socket Terminal & PY08 - 0: PCB Terminal**

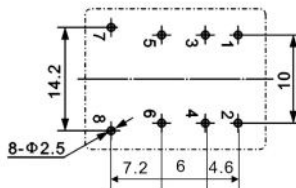
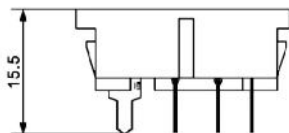
**Dimensions**



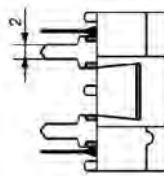
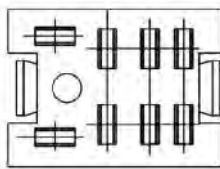


<b>Specifications</b>	Rated Load		10A / 300VAC
	Dielectric Strength	Coil / Contact	4000VAC
Between Contacts		2000VAC	
<b>Matched Relay</b>	Relay Model	Metal Clip	
	RET-1P	K-35T	
	RET-2P		

**PT08: Socket Terminal & PT08 - 0: PCB Terminal**



**Dimensions**



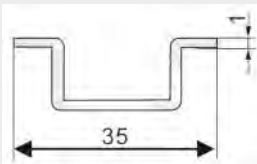


<b>Specifications</b>	Rated Load	10A / 300VAC
	Dielectric Strength	Coil / Contact
		Between Contacts
<b>Matched Relay</b>	Relay Model	Metal Clip
	RE-4P	K-35T
	LP4N	
	MY 4	
	55.04	
HH54P		

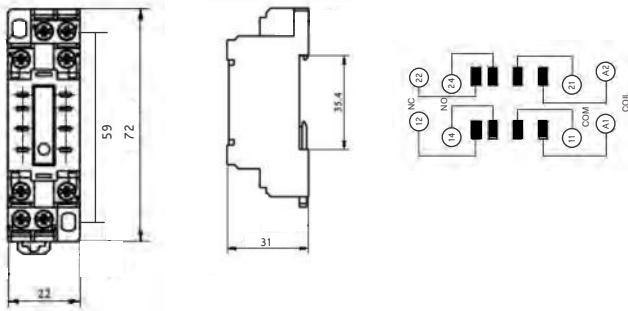
<b>Dimensions</b>	<b>Py14: Socket Terminal</b>	
	<b>Py14 - 0: PCB Terminal</b>	



<b>Specifications</b>	Rated Load	7A / 300VAC	
	Dielectric Strength	Coil / Contact	2000VAC
		Between Contacts	2200VAC
	External Connection Wire	20-16AWG	
	Screw Torque	0.7Nm	
Terminal Protection Degree	IP 20		

<b>Matched Relay</b>	Relay Model	Metal Clip	Din Clip
	RE2P	K-35S	
	LP2N		
	MY 2		
	55.02		
57.02			

**Dimensions**





<b>Specifications</b>	Rated Load	7A / 300VAC	
	Dielectric Strength	Coil / Contact	2000VAC
		Between Contacts	2000VAC
	External Connection Wire	20-16AWG	
	Screw Torque	0.7Nm	
Terminal Protection Degree	IP 20		
<b>Matched Relay</b>	Relay Model	Metal Clip	Din Clip
	RE4P	K-35S	
	LP4N		
	MY 4		
	55.04		
57.04			

<b>Dimensions</b>			



<b>Specifications</b>	Rated Load	10A / 300VAC	
	Dielectric Strength	Coil / Contact	2000VAC
		Between Contacts	2000VAC
	External Connection Wire	20-14AWG	
	Screw Torque	0.8Nm	
Terminal Protection Degree	IP 20		
<b>Matched Relay</b>	Relay Model	Metal Clip	Din Clip
	RK2P	K-53	
	LK2PN		
	MK2P MK2PK		
	JQX10-2Z		
60.2 70.2			

<b>Dimensions</b>			





<b>Specifications</b>	Rated Load	10A / 300VAC	
	Dielectric Strength	Coil / Contact	2000VAC
		Between Contacts	2000VAC
	External Connection Wire	20-14AWG	
	Screw Torque	0.8Nm	
	Terminal Protection Degree	IP 20	
<b>Matched Relay</b>	Relay Model	Metal Clip	Din Clip
	RK3P	K-53	
	LK3PN		
	MK3P MK3PK		
	JQX10-3Z		
	60.3 70.3		
<b>Dimensions</b>			



<b>Specifications</b>	Rated Load	10A / 300VAC	
	Dielectric Strength	Coil / Contact	2000VAC
		Between Contacts	2000VAC
	External Connection Wire	20-16AWG	
	Screw Torque	0.8Nm	
Terminal Protection Degree	IP 20		
<b>Matched Relay</b>	Relay Model	Metal Clip	Din Clip
	RK2P	K-53	
	LK2PN		
	MK2P, MK2PK		
	JQX10-2Z		
	60.2, 70.2		

<b>Dimensions</b>			
-------------------	--	--	--



Contact us

**Evolute Solutions Pvt. Ltd.**

**Mumbai**

125, Madhuram Industrial Estate, Sativali Road, Vasai (E) – 401 208. INDIA  
T: +91-250-3023500 | F: +91-250-3023501  
Email: [info@evolute-sol.com](mailto:info@evolute-sol.com)