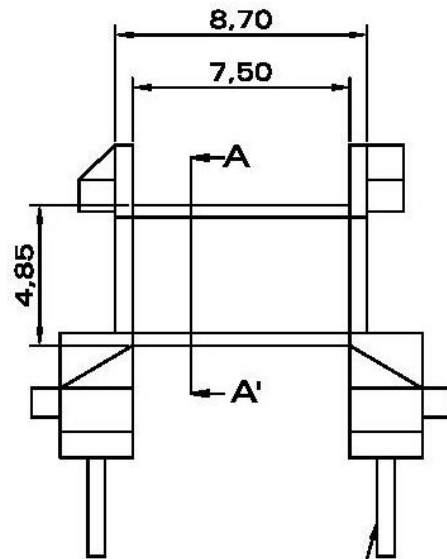
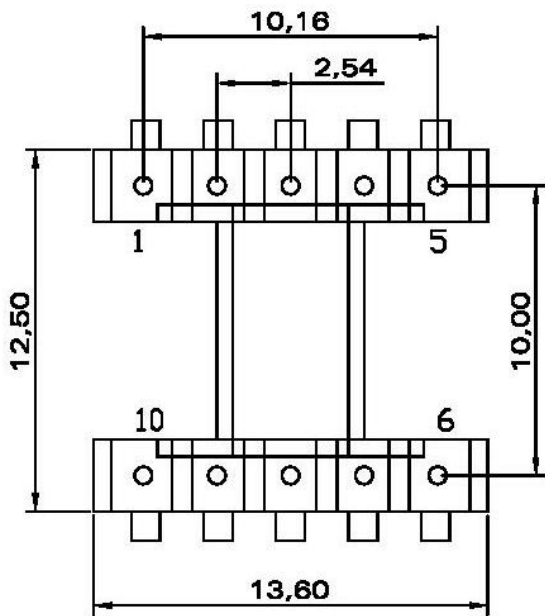


FRONT VIEW

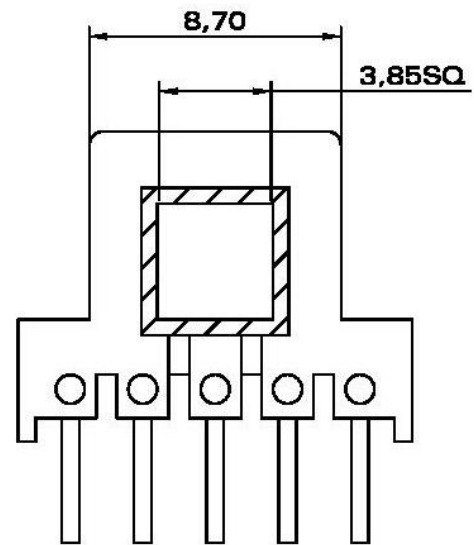


10 PIN Ø0.6mm

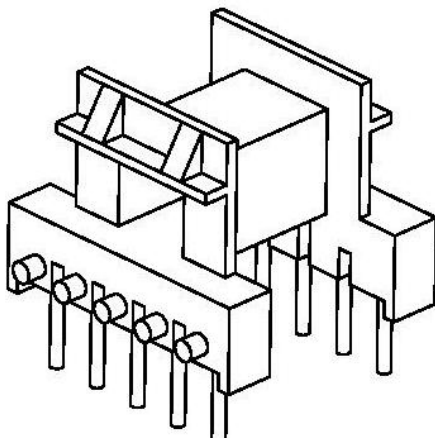
R.H. SIDE VIEW



BOTTOM VIEW



SECTION A-A



COMPONENT WEIGHT - 0.8 GMS

- NOTE:
 (1) All dimensions are in mm.
 (2) Do not scale the drawing.
 (3) Tolerance for all dimension is (± 0.2)
 (4) Molding Material:
 (a) N68-G.F.25% UL94V0 at 0.35mm
 (b) N68-G.F.33% Non F.R.
 (c) Rynite PET-G.F.30%
 (d) PBT-G.F.30% UL94V0 at 0.8mm
 (5) Pin Material: PB or Copper

COMPONENT NAME: BOBBIN

DESIGN BY	NAME	SIGN.	DATE
	SACHIDANAND	<i>Sachidanand</i>	07.08.03

REMARKS: